

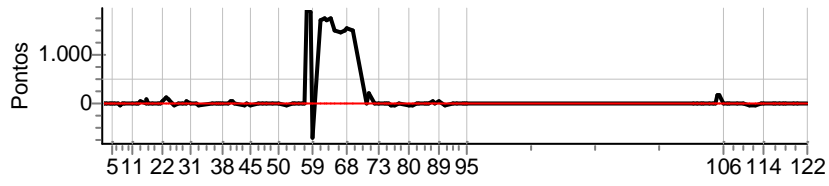


CTB D2 - P9 e P10 - COPA TRANCOS E BARRANCOS 2017



Performance Individual

PC	Tp	Trc	DistPC	Ideal	Passagem	Pen	Erro	Pontos	NoPC	AtePC			
Etapa B	Num	2	Pen	0	PCZ	0	Total PP	342	PG	19			
n°	17	A	PP	19831	9°	B	PP	342	6°	Tot PP	20173	Col.	9°



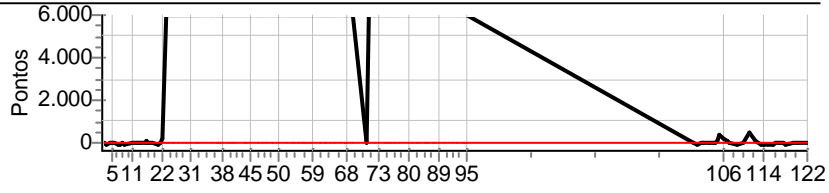


CTB D2 - P9 e P10 - COPA TRANCOS E BARRANCOS 2017



Performance Individual

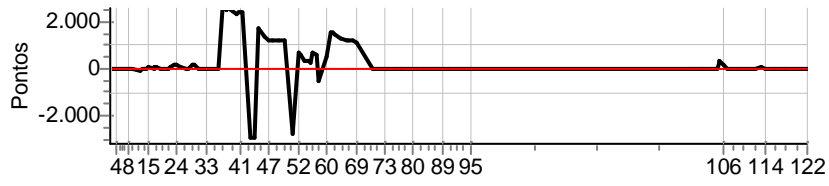
PC	Tp	Trc	DistPC	Ideal	Passagem	Pen	Erro	Pontos	NoPC	AtePC			
Etapa B	Num	3	Pen	0	PCZ	1	Total PP	1333	PG	15			
n°	18	A	PP	432352	NC	B	PP	1333	10°	Tot PP	433685	Col.	NC





Performance Individual

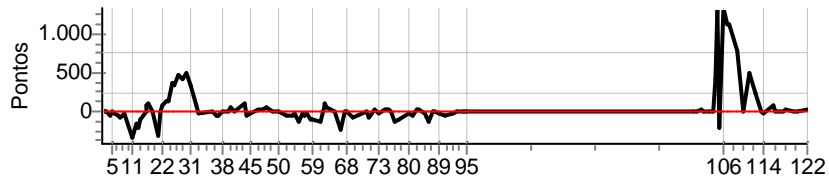
PC	Tp	Trc	DistPC	Ideal	Passagem	Pen	Erro	Pontos	NoPC	AtePC			
Etapa B		Num	4	Pen	0	PCZ	0	Total PP	802	PG	17		
nº	20	A	PP	52114	10º	B	PP	802	8º	Tot PP	52916	Col.	10º





Performance Individual

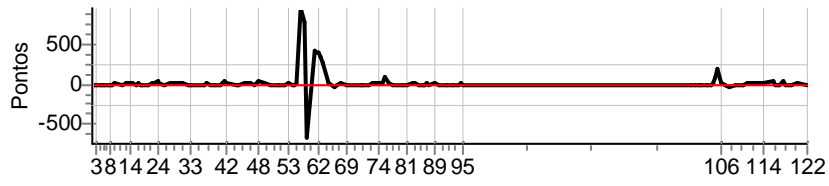
PC	Tp	Trc	DistPC	Ideal	Passagem	Pen	Erro	Pontos	NoPC	AtePC			
Etapa B	Num	5	Pen	0	PCZ	0	Total PP	6056	PG	14			
n°	19	A	PP	7528	6°	B	PP	6056	11°	Tot PP	13584	Col.	8°





Performance Individual

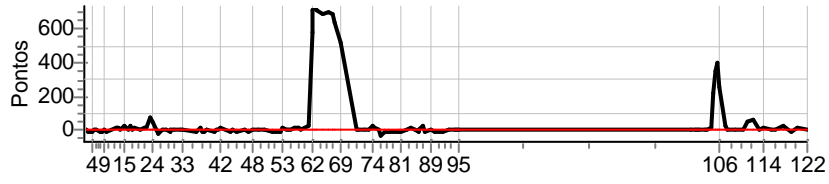
PC	Tp	Trc	DistPC	Ideal	Passagem	Pen	Erro	Pontos	NoPC	AtePC			
Etapa B	Num	7	Pen	0	PCZ	2	Total PP	329	PG	20			
nº	10	A	PP	3931	4º	B	PP	329	5º	Tot PP	4260	Col.	4º





Performance Individual

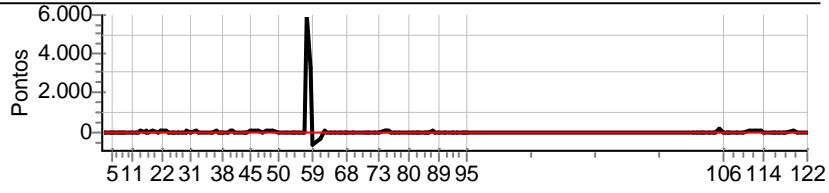
PC	Tp	Trc	DistPC	Ideal	Passagem	Pen	Erro	Pontos	NoPC	AtePC			
Etapa B	Num	8	Pen	0	PCZ	1	Total PP	1099	PG	16			
n°	15	A	PP	5869	5°	B	PP	1099	9°	Tot PP	6968	Col.	5°





Performance Individual

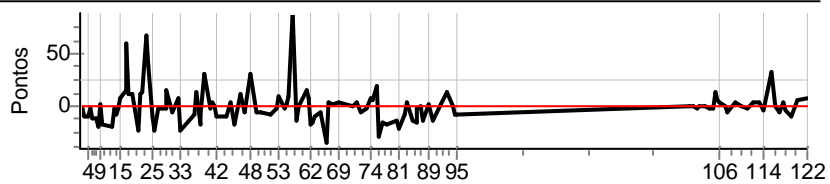
PC	Tp	Trc	DistPC	Ideal	Passagem	Pen	Erro	Pontos	NoPC	AtePC			
Etapa B	Num	9	Pen	0	PCZ	1	Total PP	248	PG	23			
n°	12	A	PP	7848	7°	B	PP	248	3°	Tot PP	8096	Col.	6°





Performance Individual

PC	Tp	Trc	DistPC	Ideal	Passagem	Pen	Erro	Pontos	NoPC	AtePC			
Etapa B	Num	10	Pen	0	PCZ	3	Total PP	73	PG	27			
nº	11	A	PP	877	2º	B	PP	73	1º	Tot PP	950	Col.	1º





CTB D2 - P9 e P10 - COPA TRANCOS E BARRANCOS 2017



Performance Individual

Table with columns: PC, Tp, Trc, DistPC, Ideal, Passagem, Pen, Erro, Pontos, NoPC, AtePC. Rows include driver names like Marcelo Felipe Rorig and Roberto Spessatto, and a detailed list of 60 laps with performance metrics.

Table with columns: PC, Tp, Trc, DistPC, Ideal, Passagem, Pen, Erro, Pontos, NoPC, AtePC. Rows 61-95 showing performance data for various laps and drivers.

Table with columns: Etapa A, Num, Pen, PCZ, Total PP, PG. Rows 96-122 showing performance data for Stage A, including total points and penalties.

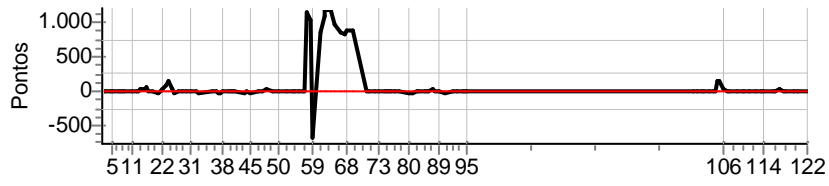


CTB D2 - P9 e P10 - COPA TRANCOS E BARRANCOS 2017



Performance Individual

PC	Tp	Trc	DistPC	Ideal	Passagem	Pen	Erro	Pontos	NoPC	AtePC			
Etapa B		Num	11	Pen	0	PCZ	0	Total PP	284	PG	21		
n°	22	A	PP	12336	8°	B	PP	284	4°	Tot PP	12620	Col.	7°



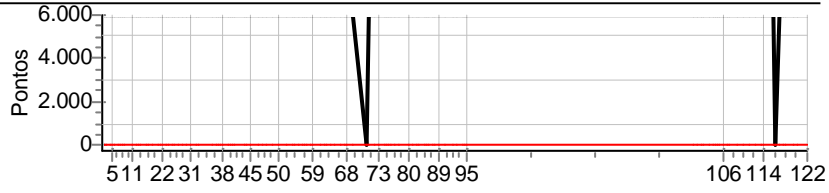


CTB D2 - P9 e P10 - COPA TRANCOS E BARRANCOS 2017



Performance Individual

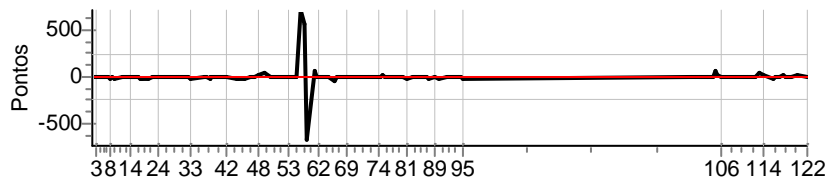
PC	Tp	Trc	DistPC	Ideal	Passagem	Pen	Erro	Pontos	NoPC	AtePC			
Etapa B		Num	12	Pen	0	PCZ	0	Total PP	156000	PG	0		
n°	16	A	PP	564000	NC	B	PP	156000	NC	Tot PP	720000	Col.	NC





Performance Individual

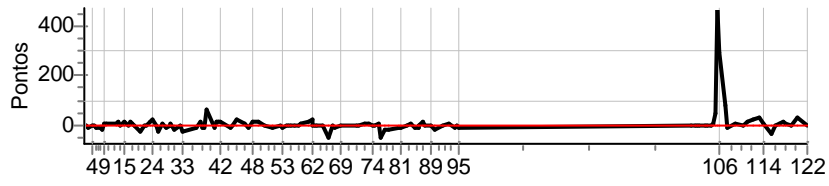
PC	Tp	Trc	DistPC	Ideal	Passagem	Pen	Erro	Pontos	NoPC	AtePC			
Etapa B	Num	13	Pen	0	PCZ	0	Total PP	244	PG	25			
n°	13	A	PP	1759	3°	B	PP	244	2°	Tot PP	2003	Col.	3°





Performance Individual

PC	Tp	Trc	DistPC	Ideal	Passagem	Pen	Erro	Pontos	NoPC	AtePC			
Etapa B		Num	15	Pen	0	PCZ	1	Total PP	595	PG	18		
n°	14	A	PP	667	1°	B	PP	595	7°	Tot PP	1262	Col.	2°



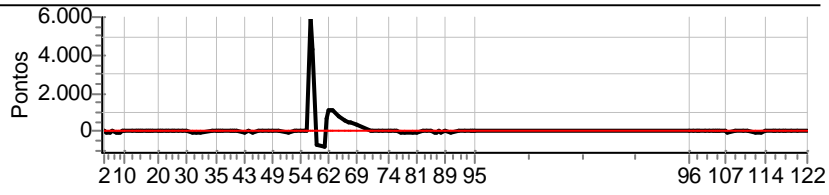


CTB D2 - P9 e P10 - COPA TRANCOS E BARRANCOS 2017



Performance Individual

PC	Tp	Trc	DistPC	Ideal	Passagem	Pen	Erro	Pontos	NoPC	AtePC			
Etapa B		Num	21	Pen	0	PCZ	4	Total PP	115	PG	25		
n°	29	A	PP	15072	4°	B	PP	115	2°	Tot PP	15187	Col.	3°



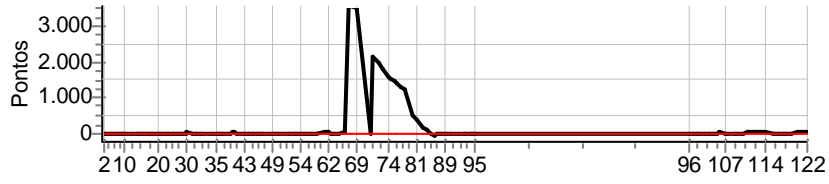


CTB D2 - P9 e P10 - COPA TRANCOS E BARRANCOS 2017



Performance Individual

PC	Tp	Trc	DistPC	Ideal	Passagem	Pen	Erro	Pontos	NoPC	AtePC			
Etapa B	Num	22	Pen	0	PCZ	1	Total PP	273	PG	21			
n°	32	A	PP	23457	5°	B	PP	273	4°	Tot PP	23730	Col.	4°



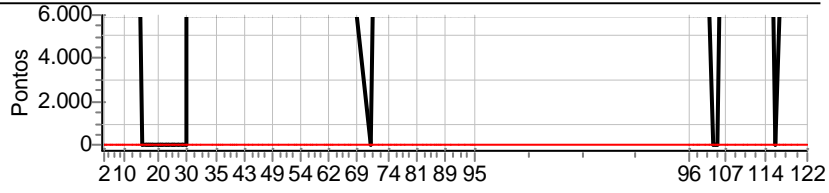


CTB D2 - P9 e P10 - COPA TRANCOS E BARRANCOS 2017



Performance Individual

PC	Tp	Trc	DistPC	Ideal	Passagem	Pen	Erro	Pontos	NoPC	AtePC			
Etapa B		Num	23	Pen	0	PCZ	0	Total PP	138000	PG	0		
n°	30	A	PP	474000	NC	B	PP	138000	NC	Tot PP	612000	Col.	NC





CTB D2 - P9 e P10 - COPA TRANCOS E BARRANCOS 2017



Performance Individual

Table with columns: PC, Tp, Trc, DistPC, Ideal, Passagem, Pen, Erro, Pontos, NoPC, AtePC. Includes summary row for '24' and detailed performance data for participants 1 through 60.

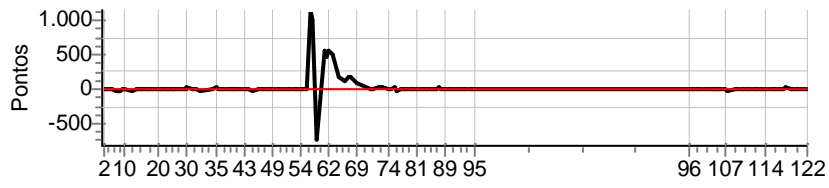
Table with columns: PC, Tp, Trc, DistPC, Ideal, Passagem, Pen, Erro, Pontos, NoPC, AtePC. Contains detailed performance data for participants 61 through 95.

Table with columns: Etapa A, Num, 24, Pen, 0, PCZ, 4, Total PP, 5510, PG, 23. Contains performance data for participants 96 through 122.



Performance Individual

PC	Tp	Trc	DistPC	Ideal	Passagem	Pen	Erro	Pontos	NoPC	AtePC			
Etapa B	Num	24	Pen	0	PCZ	1	Total PP	89	PG	27			
nº	31	A	PP	5510	3º	B	PP	89	1º	Tot PP	5599	Col.	2º



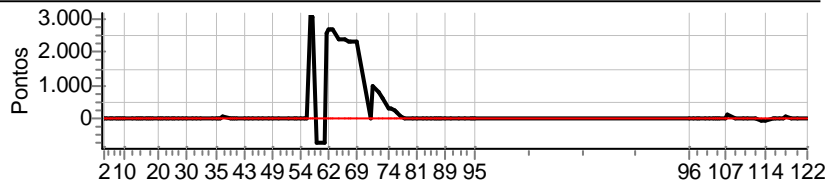


CTB D2 - P9 e P10 - COPA TRANCOS E BARRANCOS 2017



Performance Individual

PC	Tp	Trc	DistPC	Ideal	Passagem	Pen	Erro	Pontos	NoPC	AtePC			
Etapa B		Num	25	Pen	0	PCZ	2	Total PP	294	PG	20		
n°	34	A	PP	30835	6°	B	PP	294	5°	Tot PP	31129	Col.	5°



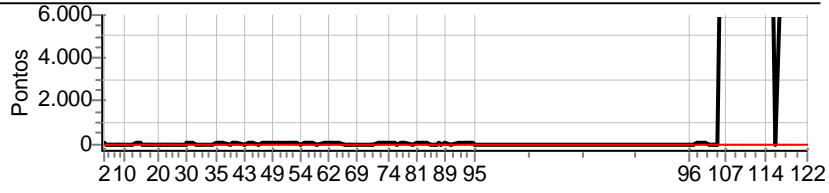


CTB D2 - P9 e P10 - COPA TRANCOS E BARRANCOS 2017



Performance Individual

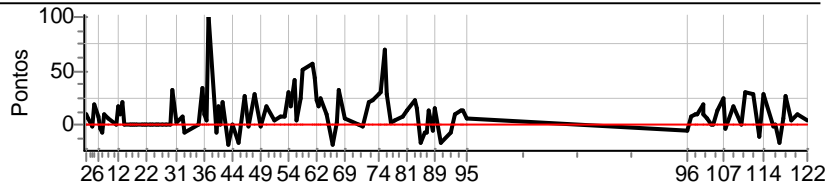
PC	Tp	Trc	DistPC	Ideal	Passagem	Pen	Erro	Pontos	NoPC	AtePC			
Etapa B	Num	27	Pen	0	PCZ	0	Total PP	96009	PG	0			
n°	28	A	PP	658	1°	B	PP	96009	NC	Tot PP	96667	Col.	6°





Performance Individual

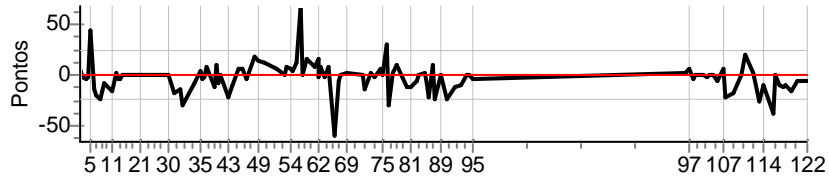
PC	Tp	Trc	DistPC	Ideal	Passagem	Pen	Erro	Pontos	NoPC	AtePC			
Etapa B		Num	28	Pen	0	PCZ	0	Total PP	237	PG	23		
n°	33	A	PP	1082	2°	B	PP	237	3°	Tot PP	1319	Col.	1°





Performance Individual

PC	Tp	Trc	DistPC	Ideal	Passagem	Pen	Erro	Pontos	NoPC	AtePC			
Etapa B		Num	41	Pen	0	PCZ	2	Total PP	166	PG	25		
n°	40	A	PP	618	1°	B	PP	166	2°	Tot PP	784	Col.	1°





CTB D2 - P9 e P10 - COPA TRANCOS E BARRANCOS 2017



Performance Individual

Table with columns: PC, Tp, Trc, DistPC, Ideal, Passagem, Pen, Erro, Pontos, NoPC, AtePC. Contains driver performance data for the first 60 laps.

Table with columns: PC, Tp, Trc, DistPC, Ideal, Passagem, Pen, Erro, Pontos, NoPC, AtePC. Contains driver performance data for laps 61 to 95.

Summary table for Etapa A: Num 42, Pen 0, PCZ 3, Total PP 5697, PG 25.

Table with columns: PC, Tp, Trc, DistPC, Ideal, Passagem, Pen, Erro, Pontos, NoPC, AtePC. Contains driver performance data for laps 96 to 122.

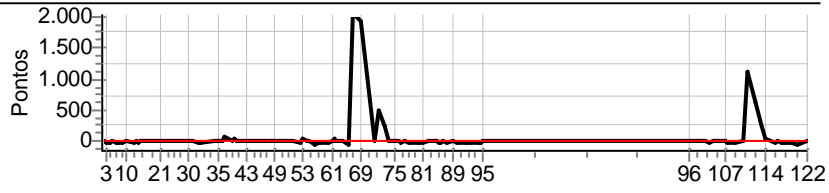


CTB D2 - P9 e P10 - COPA TRANCOS E BARRANCOS 2017



Performance Individual

PC	Tp	Trc	DistPC	Ideal	Passagem	Pen	Erro	Pontos	NoPC	AtePC			
Etapa B		Num	42	Pen	0	PCZ	0	Total PP	1178	PG	23		
n°	43	A	PP	5697	2°	B	PP	1178	3°	Tot PP	6875	Col.	2°



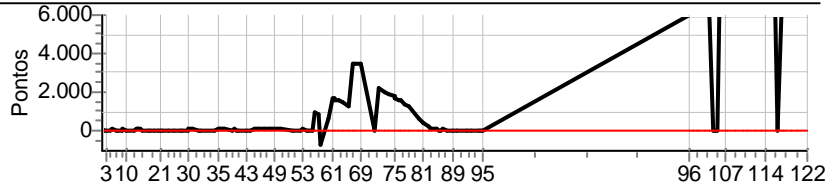


CTB D2 - P9 e P10 - COPA TRANCOS E BARRANCOS 2017



Performance Individual

PC	Tp	Trc	DistPC	Ideal	Passagem	Pen	Erro	Pontos	NoPC	AtePC			
Etapa B		Num	43	Pen	0	PCZ	0	Total PP	138000	PG	0		
n°	41	A	PP	35818	4°	B	PP	138000	NC	Tot PP	173818	Col.	4°



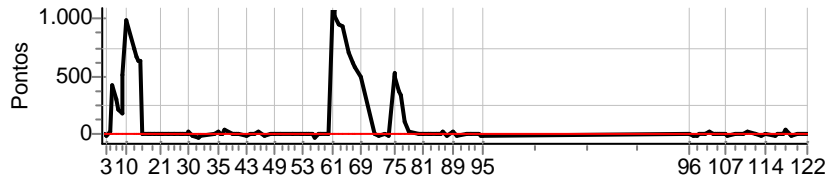


CTB D2 - P9 e P10 - COPA TRANCOS E BARRANCOS 2017



Performance Individual

PC	Tp	Trc	DistPC	Ideal	Passagem	Pen	Erro	Pontos	NoPC	AtePC			
Etapa B		Num	64	Pen	0	PCZ	1	Total PP	148	PG	27		
n°	42	A	PP	13845	3°	B	PP	148	1°	Tot PP	13993	Col.	3°



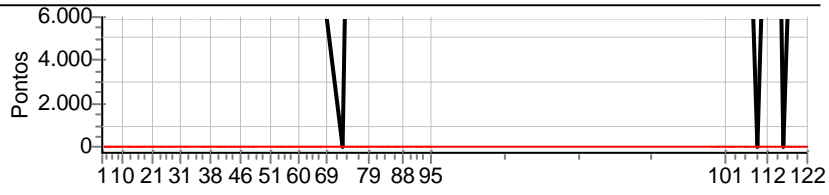


CTB D2 - P9 e P10 - COPA TRANCOS E BARRANCOS 2017



Performance Individual

PC	Tp	Trc	DistPC	Ideal	Passagem	Pen	Erro	Pontos	NoPC	AtePC			
Etapa B		Num	81	Pen	0	PCZ	0	Total PP	150000	PG	0		
n°	4	A	PP	564000	NC	B	PP	150000	NC	Tot PP	714000	Col.	NC



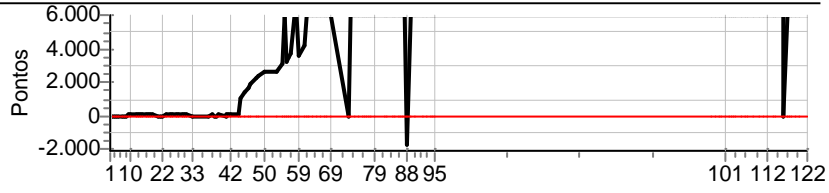


CTB D2 - P9 e P10 - COPA TRANCOS E BARRANCOS 2017



Performance Individual

PC	Tp	Trc	DistPC	Ideal	Passagem	Pen	Erro	Pontos	NoPC	AtePC			
Etapa B		Num	83	Pen	0	PCZ	0	Total PP	156000	PG	0		
n°	1	A	PP	252202	NC	B	PP	156000	NC	Tot PP	408202	Col.	NC





CTB D2 - P9 e P10 - COPA TRANCOS E BARRANCOS 2017



Performance Individual

PC	Tp	Trc	DistPC	Ideal	Passagem	Pen	Erro	Pontos	NoPC	AtePC			
Etapa B		Num	85	Pen	0	PCZ	0	Total PP	156000	PG	0		
n°	2	A	PP	347389	NC	B	PP	156000	NC	Tot PP	503389	Col.	NC

